



# BOOST UPGRADE—PURCHASING BOOST

**NOTE: After completing installation, place these instructions with the product for the owner's future use.**

## Overview

**IMPORTANT: Improper or incomplete installation of the product update software could result in damage to the product.**

This document describes how to verify eligibility and purchase Boost for applicable Mercury Marine outboards using the Mercury Marine App. Refer to **8M0246879 Boost—Using Boost** for operation details and to **8M0247441 Boost—Prior to Purchasing** for product description and overview.

## Purchasing Boost

Boost purchase and unlock are available through the Mercury Marine App or an Authorized Mercury Marine Dealer or distributor for boats equipped with SmartCraft Connect in the United States and Canada.

Boost supports a limited number of configurations. Eligibility and availability may change with Mercury Marine App updates.

Current limitations:

- Multiple engine boats are not eligible for Boost unlock or purchase in the Mercury Marine App.
- Engines requiring a propulsion control module (PCM) update are not eligible

In these cases, Boost can be unlocked through an Authorized Mercury Marine Dealer or distributor.

Additional labor charges may apply for dealer-performed Boost unlocks or required product updates.

The Mercury Marine App allows Boost to be turned on and off for performance comparison.

Some 350 hp V10 outboards do not require a Boost purchase but require a PCM update to allow the Mercury Marine App to turn Boost on or off. The update must be completed at an authorized Mercury Marine dealer or distributor.

## Purchasing Boost Terms

- Boost cannot be transferred to another engine or boat.
- Boost cannot be removed from the engine after installation.
- Boost purchases are non-refundable after completion.

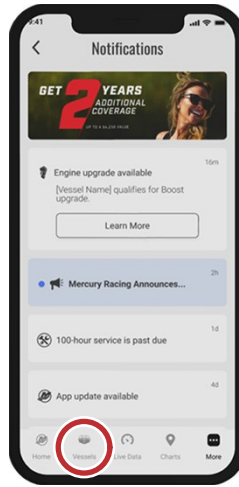
## Using the Mercury Marine App in the US or Canada to Verify Boost Eligibility

1. Open the Mercury Marine App.

Situation	Response
Mercury Marine App update available, indicated by the cloud in the upper right corner.	Select the cloud and complete the update.  81531

2. Turn the engine key to the **ON** position.
3. Connect the Mercury Marine App to the boat.

4. Select **Vessels**.



80646

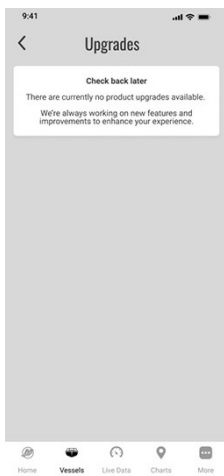
5. Select **Upgrades**.



80647

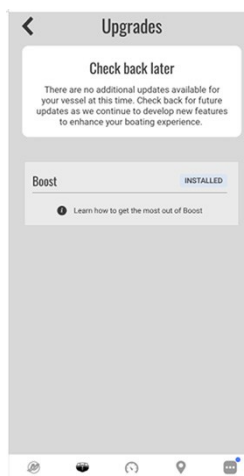
6. Select **Boost**.

**NOTE:** If no upgrades are shown, Boost is not available for the current configuration or is already installed.



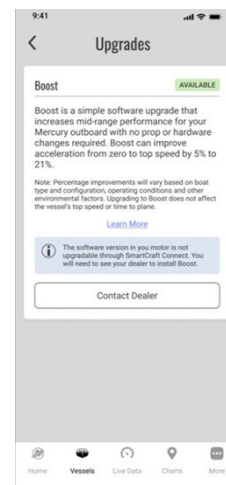
80883

**Not eligible for Boost**



81510

**Boost is Unlocked**

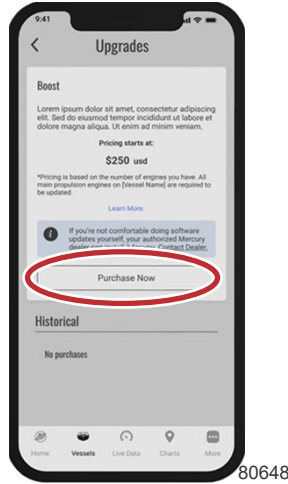


81511

**Engine is eligible for Boost but cannot be purchased or unlocked through the Mercury Marine App**

## Purchasing Through the Mercury Marine App

1. Follow the on-screen instructions to complete the Boost purchase.



2. Refer to **8M0246878 - Boost Upgrade–Boost Unlock**.

## Purchasing or Installing at a Dealer

An Authorized Mercury Marine Dealer can install required updates and unlock Boost.

Contact Mercury Marine Customer Service for assistance locating a Authorized Mercury Marine Dealer if required.

1. Contact a local Authorized Mercury Marine Dealer or distributor.
2. Schedule an appointment for required updates and Boost unlock.
3. If Boost was purchased through the Mercury Marine App but not unlocked, inform the dealer when scheduling the appointment.
4. Provide the email address associated with the Mercury Marine App registration to the dealer for Boost license access if purchased through the Mercury Marine App.